


« FREESTYLE » CONTEST RULES

Version 2.5 dated August 17, 2017

Contents

1. General Rules.....	2
1.1. Task Description.....	2
1.2. Competition Categories	2
1.3. Special requirements for registration.....	2
1.4. Equipment	2
1.5. Exhibition stand.....	2
2. Procedure of the competitions.....	3
2.1. Teaser requirements	3
2.2. Poster requirements	3
2.3. Peer review process. Team's score.....	3
3. Scoring.....	4
3.1. Referee score	4
3.2. Final score	5
4. Revision History	6



РОБОФИНИСТ

1. General Rules

1.1. Task Description

It is essential that a creative project be presented in this competition. The project is evaluated according to the criteria given below. During the competition, the most interesting projects will be identified.

1.2. Competition Categories

Competitions "Freestyle" are held in the following age categories:

- “Elementary”
- “Junior High”
- “High”

1.3. Special requirements for registration

During the registration procedure each team has to present:

- Project description;
- Project photos;
- Video demonstrating the project work. Video duration should not exceed two minutes;
- Presentation for teaser.

1.4. Equipment

Requirement or restrictive list of details must be used or not used in the projects is not provided in this contest.

Project shall comply with the requirements of fire and electrical safety, comply with the sanitary rules, norms and hygienic standards established on the day of the competition.

Project may be developed, produced and programmed by the group of participants with the help of the third parties. However, participants must indicate which part of the project was performed by them and which one is performed by the third parties.

1.5. Exhibition stand

For the project demonstration the teams will be provided with the following equipment:


An exhibition stand with size in range by 1.5×0.5×2.0 to 2.0×2.0×2.0 m (W×D×H).

A table with size of 1.2×0.6 m;

Two chairs;

Electrical socket (AC 220 V)

Participants are allowed to request contest organizers of additional equipment beforehand.



2. Procedure of the competitions

During the competition, each team must present its project. To do this, each team must prepare in advance:

teaser;

poster.

The competitions consist of the following stages:

teaser presentation;

stand design;

reviewing projects;

defense procedure.

2.1. Teaser requirements

In a time specified by competition organizers each team must present the teaser - brief presentation of the team project accompanied with slides.

Duration of presentation must not exceed one minute.

Count of slides must not exceed three ones.

Teaser should perform a general impress of the project (briefly describe goals set by the participants and actuality of these goals, technical characterize project, describe technologies and equipment used in the project).

Everyone may take a part in teasers watching.

2.2. Poster requirements

Each team is obliged to decorate their stand with a poster. The poster size should be 1200 × 800 mm, resolution minimum 300 dpi, page orientation is book.

The poster must contain the following information:

Project name;

Keynotes;

Basic design image;

Functional diagram.

2.3. Peer review process. Team's score

Each team will be obligated to take a part in a process of other project evaluation.


Teams are evaluating other projects in a following order:

Teams of the High category are evaluation projects of the teams of the Junior High category;

Teams of the Junior High category are evaluation projects of the teams of the Junior category;

Teams of the Junior category are evaluation projects of the teams of the High category.

The reviewer will have no less than two hours for familiarization with reviewed project.



РОБОФИНИСТ

In this time the reviewer should familiarize with reviewing project and prepare a general review for the project – a brief message in which the following items should be marked:

- Positive and negative sides of the reviewed project;
- Actuality and adequacy of the goals and objectives set by the team;
- General level of project implementation;
- Ways for the project to be enhanced;
- Project evaluation.

Teams are evaluating the projects in score of ten points (from 1 point to 10 points). For each team the ranked list of the projects reviewed by it is formed. If the several projects have the same score they took a place with the same number in this list (the rank). After this all the ranks took by the project is summed and the raked list where the team with the lower sum takes the lower place is formed. The place of the team in this ranked list is considered as its teams' score.

3. Scoring

3.1. Referee score


Project and work of the each team is evaluated by the referees in terms of criteria represented in the Table 1. Each referee evaluates the project individually.

The Organizing Committee reserves the right not to disclose the points presented to the project by each referee individually.

On each criteria, the team may be evaluated with count of the points not exceeding the number indicated in the Table 1.

Table 1.

№	Criteria	Maximal score
1	Relevance	3 points
2	Novelty	3 points
3	Algorithmic complexity	3 points
4	Operability	6 points
5	Presentation	3 points
6	Aesthetics	3 points
7	Quality of posted on the web site photos	1 point
8	Quality of posted on the web site description	1 point
9	Quality of posted on the web site video	1 point
10	Teaser presentation	3 points
11	Review for other project	3 points
12	Presentation of other project	3 points
13	Referee's special opinion	3 points
Maximum total:		38



РОБОФИНИСТ


For the each referee the ranked list of the projects reviewed by him (or her) is formed. If the several projects have the same score they took a place with the same number in this list. After this all the ranks took by the project is summed. This sum is considered as a referee's score of the project.

3.2. Final score

The sum of the team referee and teams' scores is considered as its final score.

Projects are ranked by the final score. The team with lower final score tooks the higher place.

If two or more teams have the same final score the referees decide which project should be evaluated higher.



4. Revision History

№	Doc. No.	Date	Note	Previous version	Update version
1	2	3	4	5	6
1.	1.1	03.08.17		The poster size should be 1200x800mm,page orientation is book	The poster size should be 1200x800 mm,resolution minimum 300 dpi, page orientation is book.
2.					
3.					
4.					
5.					
6.					
7.					
8.					